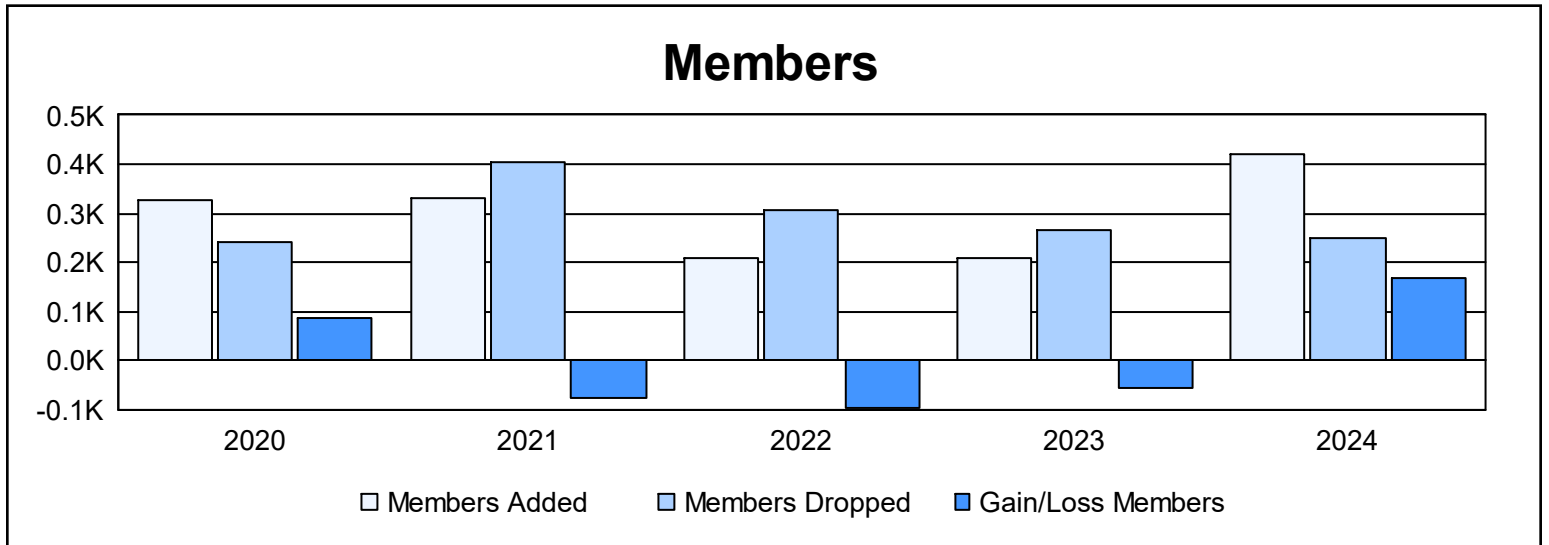
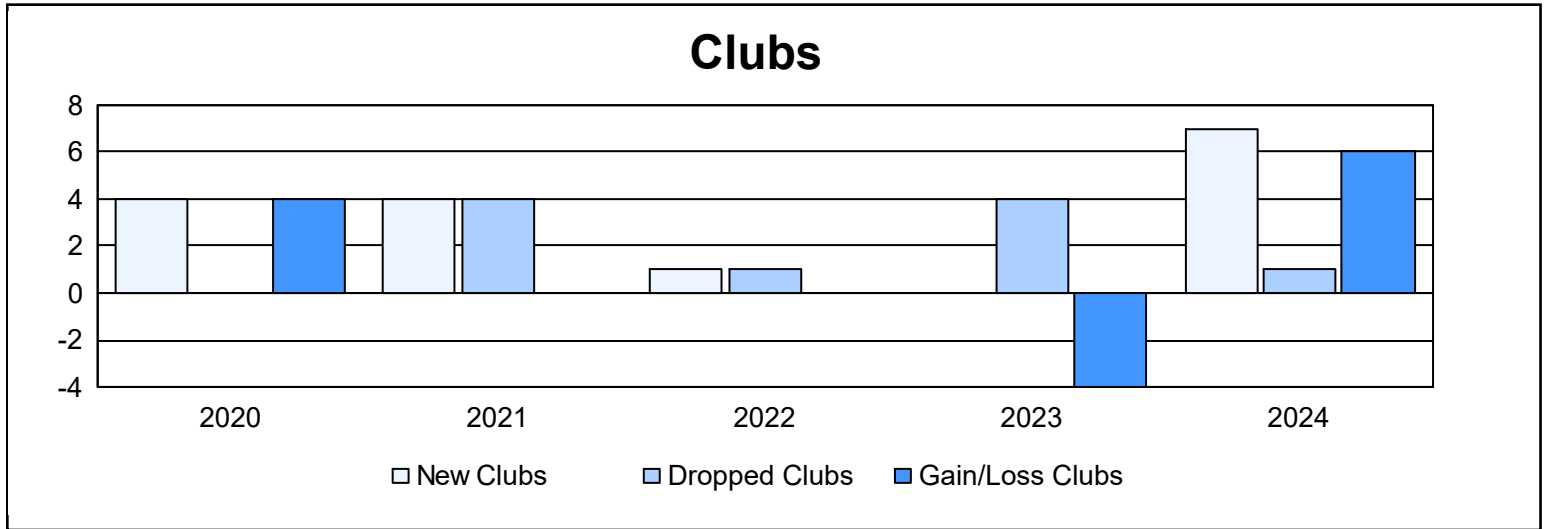
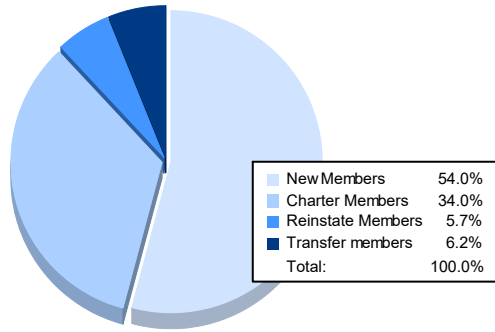


Year	New Clubs	Dropped Clubs	Gain/ Loss Clubs	New Members	Charter Members	Reinstate Members	Transfer Members	Total Member Added	Total Members Dropped	Gain/ Loss Members
2019-2020	4	0	4	138	147	4	36	325	240	85
2020-2021	4	4	0	155	128	16	30	329	406	-77
2021-2022	1	1	0	144	31	14	20	209	305	-96
2022-2023	0	4	-4	171	6	13	19	209	266	-57
2023-2024	7	1	6	227	143	24	26	420	251	169
<b>Average</b>	<b>3</b>	<b>2</b>	<b>1</b>	<b>167</b>	<b>91</b>	<b>14</b>	<b>26</b>	<b>298</b>	<b>294</b>	<b>5</b>



### Membership Composition June 2024 Cumulative



### Gender Composition June 2024 Cumulative

